























Encoders

Quick Selection Guide

					
Specifications	842A Multi-Turn Magnetic Absolute	844A & 844B Hollow Shaft Incremental	844D Hollow Shaft Incremental	845D Single-Turn Absolute	845F Incremental with Integral Coupler
Resolution	• 24 bits (2048–8192 CPR & 256–8192 revolutions)	• 10–2500 PPR	• 360–16,384 PPR	• 8 to 12 bits (256–1000 CPR)	• 1 to 5000 PPR
Power Supply	• 10–30V DC	• 5V DC, 12V DC, or 8–24V DC	• 5V DC, 10–30V DC, or 5–26V DC	• 5V DC or 8–24V DC	• 5V DC or 8–24V DC
Outputs	• Synchronous Serial Interface (SSI)	• Differential line driver • NPN open collector	• Differential line driver • Push-Pull	• 5V TTL • Open collector	• Source • Sink w/pullup • Differential line driver • Open collector
Housing Size (Dia.)	• 60mm (2.36in)	• 51mm (2.0in)	• 90mm (3.5in)	• 64mm (2.5in)	• 64mm (2.5in)
Frequency Response or Data Rate	• Up to 500 kHz	• 100 kHz	• 200, 300, or 600 kHz	• 16 K words/sec	• 200 kHz
Shaft Speed	• 6000 RPM	• 3000 RPM	• 3000 RPM	• 5000 RPM	• 6000 RPM
Mounting	• Metric servo with 36 or 50mm pilot	• Integral flex mount	• Three tether options & anti-rotation pin	• Square flange • English servo	• Standard coupler • High performance coupler
Connections	• Radial connector	• 18in (457mm) integral cable	• Radial connector • Radial cable • Terminal block	• Axial connector • Radial connector	• Axial connector • Radial connector • Axial cable • Radial cable
Protection	• IP66 (IEC 529)	• IP40 (IEC 529)	• NEMA 4, 13; IP66	• NEMA 4, 13; IP66	• NEMA 4, 13; IP66
Additional Info	• See page R6–7	• See page R6–10	• See page R6–13	• See page R6–16	• See page R6–20
					
Specifications	845G Single-Turn Absolute	845GM Single-Turn Absolute	845H Size 25 Incremental	845K Size 25 Incremental	845P Size 15 Incremental
Resolution	• 8 to 15 bits (256–32,768 CPR)	• 8 to 15 bits (256–32,768 CPR)	• 1 to 5000 PPR	• Up to 5000 PPR	• 500 or 1000 PPR
Power Supply	• 5V DC, 10–30V DC, or 8–24V DC	• 5V DC, 10–30V DC, or 8–24V DC	• 5V DC or 8–24V DC	• 5V DC or 8–24V DC	• 5V DC
Outputs	• 5V TTL • Open collector • Push-Pull • SSI	• 5V TTL • Open collector • Push-Pull • SSI	• Source • Sink w/pullup • Differential line driver • Open collector	• Source • Sink • Differential line driver • Open collector	• Differential line driver
Housing Size (Dia.)	• 64mm (2.5in)	• 51mm (2.0in)	• 64mm (2.5in)	• 64mm (2.5in)	• 40mm (1.59in)
Frequency Response or Data Rate	• 16 K words/sec	• 16 K words/sec	• 200 kHz	• 210 kHz	• 100 kHz
Shaft Speed	• 5000 RPM	• 5000 RPM	• 6000 RPM	• 6000RPM	• 5000 RPM
Mounting	• Square flange • English servo	• Square flange • English servo	• Square flange • English servo	• Square flange • English servo	• English servo
Connections	• Axial connector • Radial connector	• Radial connector	• Axial connector • Radial connector • Axial cable • Radial cable	• 24in pigtail cable termination	• 18in (457mm) integral cable
Protection	• NEMA 4, 13; IP66	• NEMA 4, 13; IP66	• NEMA 4, 13; IP66	• NEMA 1	• NEMA 1
Additional Info	• See page R6–23	• See page R6–28	• See page R6–33	• www.ab.com/catalogs	• www.ab.com/catalogs

			
Specifications	845PY Digital Tachometer (5PY Mounting)	845S IGBT Drive Incremental	845T Size 20 Incremental
Resolution	• 1 to 3000 PPR	• Up to 5000 PPR	• 1 to 3000 PPR
Power Supply	• 5V DC, 11–20V DC or 24V DC	• 5V DC and 8–24V DC	• 5V DC, 11–20V DC or 24V DC
Outputs	• Differential line driver	• Differential line driver	• Push-Pull • Differential line driver
Housing Size (Dia.)	• 51mm (2.0in)	• 64mm (2.5in)	• 51mm (2.0in)
Frequency Response or Data Rate	• 100 kHz	• 100 kHz	• 100 kHz
Shaft Speed	• 15000 RPM	• 6000RPM	• 15000 RPM
Mounting	• 5PY	• Square flange • English Servo	• Square flange • English servo
Connections	• Radial connector • Radial cable	• Axial connector & cable • Radial connector & cable	• Radial connector • Radial cable
Protection	• NEMA 4, 13; IP66	• NEMA 4, 13; IP66	• NEMA 4, 13; IP66
Additional Info	• See page R6–39	• www.ab.com/catalogs	• See page R6–39

					
Accessories	Flexible Couplings	Measuring Wheels	Servo Clamps	Cable Assemblies	Mating Connectors
Additional Info	• See page R6–43	• See page R6–44	• See page R6–44	• See page R6–45	• See page R6–48

				
Accessories	Buffer Board	Serial Parallel Adaptor	Servo Clamps	Mounting Plates
Additional Info	• See page R6–51	• See page R6–42	• See page R6–42	• See page R6–48